

1515 Design

PRODUCT GUIDE



AQ CE FRANCE ETL ETL

WWW.1515DESIGN.COM
Made in France



MAG SERIES SPIT ROTISSERIES



MAG 40/6 Gas

W: 43" D: 27 1/4" H: 58 3/4" (no cart)
 24 to 30 chickens/hour
 6 Burners - 84,000 BTU/hr (Natural Gas)



MAG 40/8 Gas

W: 43" D: 27" H: 77 1/2"
 32 to 40 chickens/hour
 8 Burners - 112,000 BTU/hr (Natural Gas)



MAG 58/4 Gas

W: 58 1/4" D: 27" H: 77 1/2" (with cart)
 24 to 28 chickens/hour
 4 Burners - 72,200 BTU/hr (Natural Gas)



MAG 58/6 Gas

W: 58 1/4" D: 27" H: 77 1/2" (with cart)
 36 to 42 chickens/hour
 6 Burners - 147,400 BTU/hr (Natural Gas)



MAG 58/8 Gas

W: 58 1/4" D: 27" H: 77 1/2"
 48 to 56 chickens/hour
 8 Burners - 195,000 BTU/hr (Natural Gas)



MAG 6 Gas

W: 58 1/4" D: 27" H: 77 1/2"
 30 chickens/hour on basket spits
 6 Burners - 147,400 BT/hr (Natural Gas)



MAG 40/8 Electric

W: 43 1/4" D: 27" H: 77 3/4"
 32 to 40 chickens/hour
 220 V Triphase - 30 Kw - 72 Amps



MAG 58/4 Electric

W: 58 1/4" D: 25" H: 77 3/4" (with cart)
 24 to 28 chickens/hour
 220 V Triphase - 20.6 Kw - 54 Amps



MAG 58/6 Electric

W: 58 1/4" D: 25 1/2" H: 77 3/4" (with cart)
 36 to 42 chickens/hour
 220 V Triphase - 29.5 Kw - 77.4 Amps



MAG 58/8 Electric

W: 58 1/4" D: 24 3/4" H: 77 3/4"
 48 to 56 chickens/hour
 220 V Triphase - 40.3 Kw - 105 Amps



MAGFLAM SERIES SPIT ROTISSERIES



MAGFLAM 40/3 Gas only
W: 43" D: 27" H: 37 1/4" (without cart)
12 to 15 chickens/hour
1 Burner - 30,000 BTU/hr (Natural Gas)



MAGFLAM 40/5 Gas only
W: 43" D: 27" H: 79" (with cart)
15 to 20 chickens/hour
2 Burners - 60,000 BTU/hr (Natural Gas)



MAGFLAM 40/8 Gas only
W: 43" D: 27" H: 77 1/2" (with cabinet)
24 to 32 chickens/hour
3 Burners - 112,000 BTU/hr (Natural Gas)



MAGFLAM 58/3 Gas only
W: 58 1/4" D: 25" H: 77 1/2" (with cabinet)
18 to 21 chickens/hour
1 Burner - 41,000 BTU/hr (Natural Gas)




MAGFLAM 58/5 Gas only
W: 58 1/4" D: 27" H: 77 1/2" (with cart)
30 to 35 chickens/hour
2 Burners - 82,000 BTU/hr (Natural Gas)



MAGFLAM 58/8 Gas only
W: 58 1/4" D: 27" H: 77 3/4"
48 to 56 chickens/hour
3 Burners - 132,000 BTU/hr (Natural Gas)

CUSTOM COLORS AVAILABLE UPON REQUEST
MAG AND MAGFLAM SERIES





MAG INOX SERIES SPIT ROTISSERIES



MAG INOX 40/4 Gas

W: 43 1/8" D: 24 7/16" H: 73 9/16" (with cart)
16 to 20 chickens/hour
46,000 BTU/hr (Natural Gas)



MAG INOX 40/6 Gas

W: 43 1/8" D: 24 7/16" H: 73 9/16" (with cart)
24 to 30 chickens/hour
77,700 BTU/hr (Natural Gas)



MAG INOX 58/4 Gas

W: 58 1/8" D: 24 7/16" H: 73 9/16" (with cart)
20 to 24 chickens/hour
91,800 BTU/hr (Natural Gas)



MAG INOX 58/6 Gas

W: 58 1/8" D: 24 7/16" H: 73 9/16" (with cart)
30 to 36 chickens/hour
156,000 BTU/hr (Natural Gas)



MAG 40/4 S Gas

W: 40 1/2" D: 25" H: 73 1/2" (with cart)
12 to 16 chickens/hour
 90,000 BTU/hr (Natural Gas)



MAG 40/6 S Gas

W: 40 1/2" D: 25" H: 73 1/2" (with cart)
18 to 24 chickens/hour
 100,000 BTU/hr (Natural Gas)



MAG 40/8 S Gas

W: 40 1/2" D: 25" H: 73 1/2"
24 to 32 chickens/hour
 112,000 BTU/hr (Natural Gas)



MAG 40/4 S Electric

W: 40 1/2" D: 19" H: 72" (with cart)
12 to 16 chickens/hour
 220 V Triphase - 11Kw - 31 Amps



MAG 40/6 S Electric

W: 40 1/2" D: 19" H: 68 1/4" (with cart)
18 to 24 chickens/hour
 220 V Triphase - 16.6 Kw - 43.7 Amps



MAG 40/8 S Electric

W: 40 1/2" D: 19" H: 73 3/4"
24 to 32 chickens/hour
 220 V Triphase - 22.8 Kw - 60 Amps

BASKET ROTISSERIES



DECO RB 15 Electric
 W: 34 1/4" D: 30 3/4" H: 34 1/2"
 5 Baskets - 15 chickens/hour
 220 V Triphase - 6.7 Kw - 17.4 Amps



DECO RB 20 Electric
 W: 45" D: 32" H: 38 1/4"
 5 Baskets - 20 chickens/hour
 220 V Triphase - 9.1 Kw - 26.1 Amps



DECO RB 30 Electric
 W: 45" D: 32" H: 38 1/4"
 6 Baskets - 30 chickens/hour
 220 V Triphase - 10 Kw - 26.1 Amps



NEOGRILL N1 Electric
 W: 33 1/2" D: 28 1/3" H: 30 1/2"
 4 Baskets - 16 chickens/hour
 220 V Triphase - 7.3 Kw - 20 Amps



NEOGRILL N2 Electric
 W: 40 1/2" D: 19" H: 68 1/4"
 4 Baskets - 24 chickens/hour
 220 V Triphase - 9.1 Kw - 20 Amps



STEAMBOX Electric
 W: 33 3/4" D: 30 1/2" H: 35"
 4 Baskets - 16 chickens/hour
 220 V Triphase - 9 Kw - 20 Amps



MODEL 6 Electric
 W: 40 1/2" D: 30 5/8" H: 37 3/4"
 20 to 30 chickens/hour
 220 V Triphase - 11.4 Kw - 30 Amps



MODEL 9 Electric
 W: 40 1/2" D: 37 3/4" H: 43"
 30 to 45 chickens/hour
 220 V Triphase - 15.9 Kw - 42.1 Amps




VENTLESS HOOD S4
 For models N1, N2, N2 stacked and Neol
 W: 33 1/2" D: 32 1/2" H: 10 1/2"
 220 V Single Phase - 185 W - 0.8 Amps



NEOGRILL N2 STACKED Electric

W: 42" D: 25 1/2" H: 72 3/4"
 8 Baskets - 48 chickens/hour
 220 V Triphase - 10Kw - 52 Amps



NEOL Electric

W: 33 3/4" D: 37 3/4" H: 76"
 4 Baskets - 16 chickens/hour
 220 V Triphase - 10.2 Kw - 26.7 Amps




NEOBOX Electric

W: 33 3/4" D: 37 3/4" H: 78 3/4"
 4 Baskets - 16 chickens/hour
 220 V Triphase - 11.6 Kw - 30.6 Amps



MODEL 6 STACKED Elec.

W: 40 1/2" D: 30 5/8" H: 76 5/8"
 40 to 60 chickens/hour
 220 V Triphase - 2x11.4 Kw - 2x30 Amps



V 60 LS5 PULSE

W: 23 1/2" D: 31 1/2" H: 77 3/4"
 220 V Single Phase - 4.5 Kw - 20 Amps



V 100 LS5 PULSE

W: 39 1/2" D: 31 1/2" H: 77 3/4"
 220 V Triphase - 8.3 Kw 20 Amps

1515Design

WE COVER ALL OF NORTH AMERICA



OUR CUSTOMERS



1515 DESIGN

405 N. Oak Street, Inglewood CA 90302

Toll free (888) 671 0360 - Tel. (310) 671 0345 - Fax (310) 680 2879

E-mail: info@1515design.com - Website: www.1515design.com